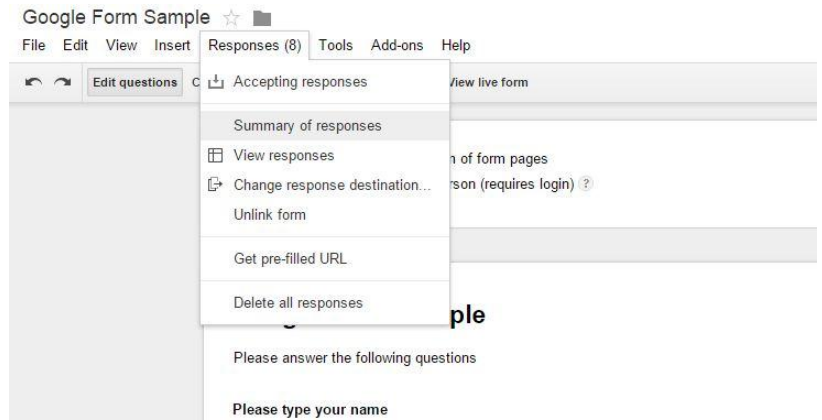


Show & Analyze Responses in Google Forms Reference Sheet

To view responses within your Google Form:

- Click on the **Responses** menu and select **Summary of responses**.

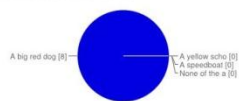


- Responses will be presented in a visual format depending upon the question type. Charts and graphs make the information easily understood with a quick glance.

Who do you think is the most important Disney character and why?

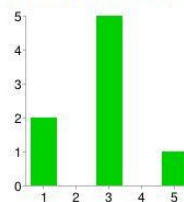
Mickey Mouse is the most important character, because he is the main figure who started the Disney empire. He started the company going. He also is the logo for Disney.
 Hercules because he is himself and sacrifices himself for the people he loves.
 Elsa, she emphasizes self confidence (after let it go transformation).
 Lilo from Lilo and stitch because she teaches the importance of family to all those around her
 The most important Disney character I think is Mushu. He tells the truth to the people who need it and gets straight to the point. He's a cool kid
 Mickey because he started it all
 I think the little mermaid is the most important Disney character because she follows her dreams throughout the movie.

Clifford is best described as



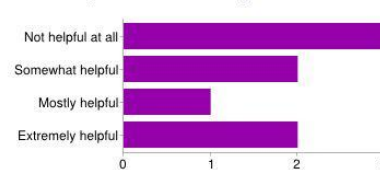
A big red dog	8	100%
A yellow schoolbus	0	0%
A speedboat	0	0%
None of the above	0	0%

How helpful did you find the guest speaker?



1	2	25%
2	0	0%
3	5	63%
4	0	0%
5	1	13%


Textbook [Please rate how helpful each of the following items was in the course:]



Not helpful at all	3	38%
Somewhat helpful	2	25%
Mostly helpful	1	13%
Extremely helpful	2	25%

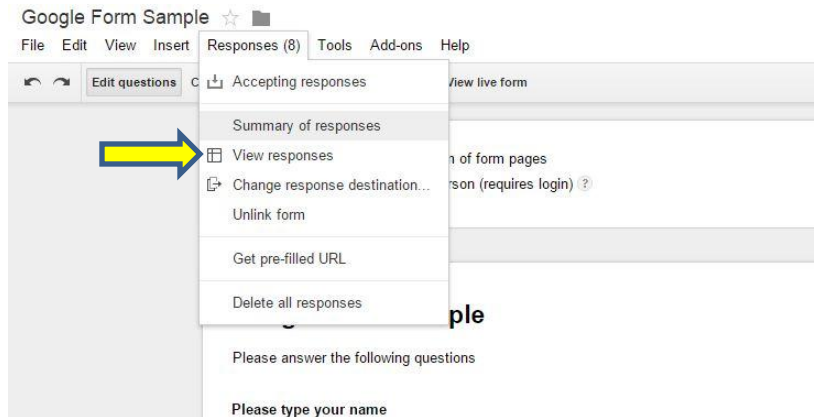
- At the bottom, a chart shows the number of daily responses over the lifetime of the Google Form.

Number of daily responses

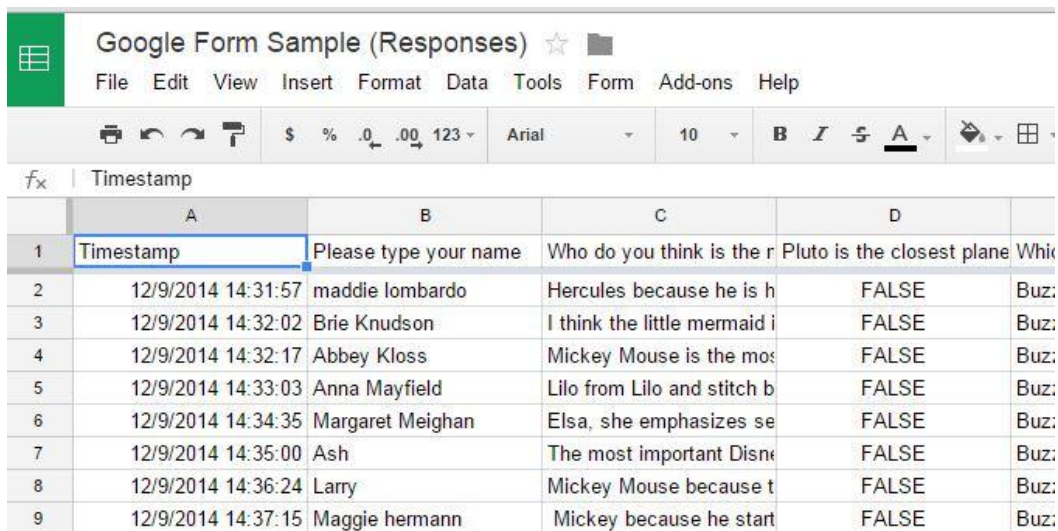


To view responses in Google Sheets:

- Click on the **Responses** menu and select **View Responses**.



- This will open the responses in a Google Sheets spreadsheet. You may manipulate, sort, organize and analyze the data as needed.

A screenshot of a Google Sheets spreadsheet titled 'Google Form Sample (Responses)'. The spreadsheet has columns for 'Timestamp', 'Please type your name', 'Who do you think is the r', 'Pluto is the closest plane', and 'Whic'. The data rows show responses from 12/9/2014 14:31:57 to 14:37:15. The 'Who do you think is the r' column contains answers like 'Hercules because he is h', 'I think the little mermaid i', 'Mickey Mouse is the mos', 'Lilo from Lilo and stitch b', 'Elsa, she emphasizes se', 'The most important Disne', 'Mickey Mouse because t', and 'Mickey because he start'. The 'Pluto is the closest plane' column contains 'FALSE' for all responses. The 'Whic' column contains 'Buz:' for all responses.

	A	B	C	D	
1	Timestamp	Please type your name	Who do you think is the r	Pluto is the closest plane	Whic
2	12/9/2014 14:31:57	maddie lombardo	Hercules because he is h	FALSE	Buz:
3	12/9/2014 14:32:02	Brie Knudson	I think the little mermaid i	FALSE	Buz:
4	12/9/2014 14:32:17	Abbey Kloss	Mickey Mouse is the mos	FALSE	Buz:
5	12/9/2014 14:33:03	Anna Mayfield	Lilo from Lilo and stitch b	FALSE	Buz:
6	12/9/2014 14:34:35	Margaret Meighan	Elsa, she emphasizes se	FALSE	Buz:
7	12/9/2014 14:35:00	Ash	The most important Disne	FALSE	Buz:
8	12/9/2014 14:36:24	Larry	Mickey Mouse because t	FALSE	Buz:
9	12/9/2014 14:37:15	Maggie hermann	Mickey because he start	FALSE	Buz: